



## Foot switch with metal enclosure

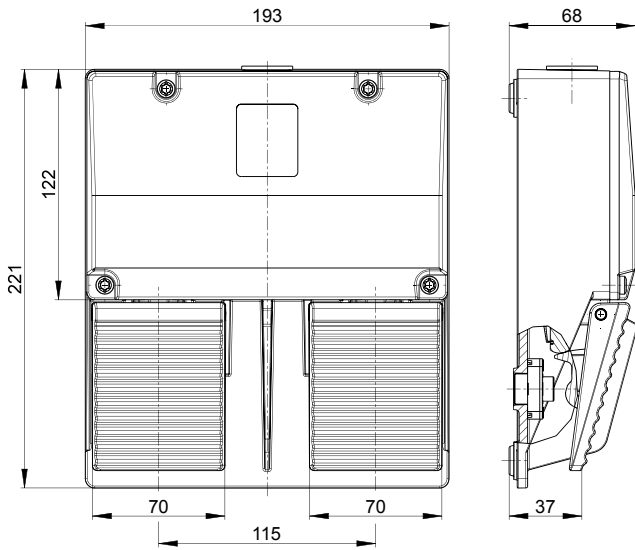
GF 2 1ÖSD1ÖS/1ÖSD1ÖS

Material number: 1048826 (Material number old: 82143001)

### Features/Options:

- With pressure point: 2-step switch
- 2-pedal type
- 4 contacts per pedal
- Metal enclosure
- Low pedal height
- Wiring compartment

### Dimensions



### Technical data

Applied standards	EN 60947-5-1
Enclosure	aluminium die-cast, powder-coated
Cover	aluminium die-cast, powder-coated
Pedal	thermoplastic, glass-fibre reinforced, impact resistant, self-extinguishing UL 94 V-0
Degree of protection	IP 65 to IEC/EN 60529
B <sub>10d</sub> (10 % load)	2 million
T <sub>M</sub>	max. 20 years
Connection	screw connection terminals
Cable cross-section	max. 2.5 mm <sup>2</sup> (incl. conductor ferrules)
Cable entry	1 x M25 x 1.5
Contact material	silver
Switching system	slow action, positive break NC contacts ⊖
Switch insert	2 x ES 40 GF per pedal
Switching elements	2-step switching: 1 NC/1 NO contact pressure point: 1 NC/1 NO contact
Actuating force	pressure point approx. 245 N
Utilisation category	AC-15
Rated operating current/voltage I <sub>e</sub> /U <sub>e</sub>	6 A/400 VAC
Short-circuit protection	6 A gG/gN fuse
Ambient temperature	-25 °C ... +80 °C
Mechanical life	> 1 million operations
Approvals	

Errors and omissions excepted.



## Foot switch with metal enclosure

GF 2 1ÖSD1ÖS/1ÖSD1ÖS

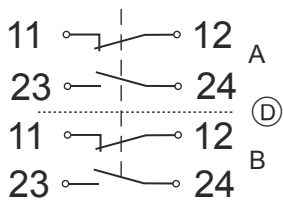
Material number: 1048826 (Material number old: 82143001)

### Technical data

Weight

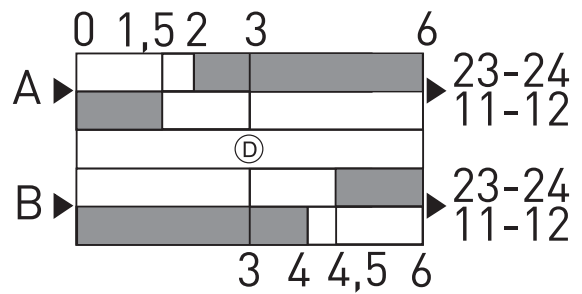
1940 g

### Contact diagram



(D) Pressure point

### Switching diagram



(D) Pressure point