



Ex solenoid interlock Ex STM 295 2Ö/1Ö1S-R-FE Material number: 1187282

Features/Options:

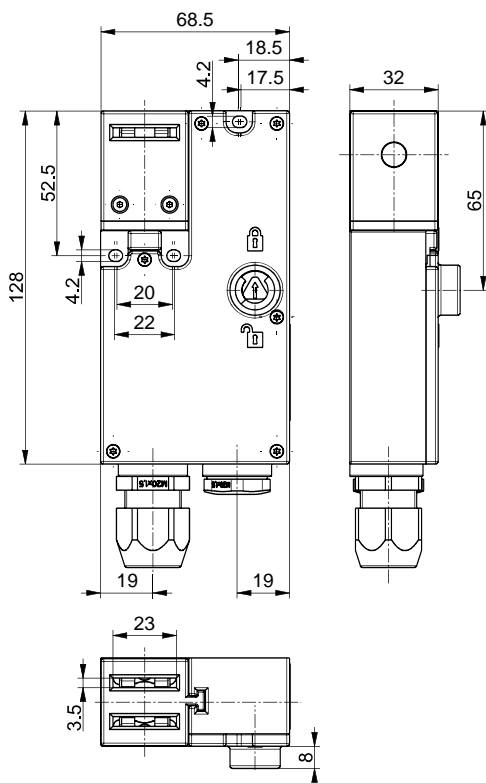
- Ex zone 1 and 21
- Thermoplastic enclosure
- Double insulated
- Two Ex switch inserts in one enclosure
- Spring-to-lock principle

- Locking force 1000 N
- Wiring compartment
- FE: with manual release by male triangular wrench M5
- Attention: Please state required international approvals with your order!

Notes

- The actuator is not included in the delivery of the switches

Dimensions



Technical data


Applied standards	EN 60947-5-1, EN ISO 14119, EN 60079-0, EN 60079-1, EN 60079-7, EN 60079-18, EN 60079-31, EN ISO 13849-1
Enclosure	thermoplastic, glass-fibre reinforced, impact resistant, self-extinguishing UL 94 V-0
Switch type	type 2
Coding level	low coding
Tightening torque	cover screws: 0.5 ... 0.6 Nm switch inserts M3 screw connection terminals: min. 0.6 Nm solenoid M3.5 screw connection terminals: min. 0.8 Nm
Degree of protection	IP 64 to IEC/EN 60529
B_{10d} (10 % load)	1 million
T_M	max. 20 years
Contact material	silver
Switching system	slow action, positive break NC contacts \ominus
Switching elements	2 NC + 1 NC/1 NO contact, type Zb
Connection	screw connection terminals
Cable cross-section	min. 0.2 mm ² / AWG 24, max. 1.5 mm ² / AWG 16
Cable entry	2 x M20 x 1.5 (incl. 1 cable gland)
Clamping range	7 ... 12 mm
Rated insulation voltage U_i	250 V
Rated impulse withstand voltage U_{imp}	4 kV

Errors and omissions excepted.

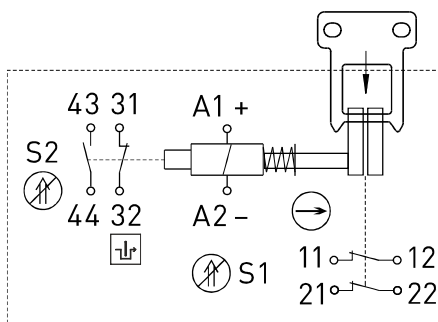


Ex solenoid interlock Ex STM 295 2Ö/1Ö1S-R-FE Material number: 1187282

Technical data

Utilisation category	AC-15; DC-13
Rated operating current/ voltage I_e/U_e	enabling/signalling contacts: 3 A/250 VAC; 0.25 A/230 VDC; direct-current solenoid: 0.08 A / 24 VDC +10 %/-15 %
Short-circuit protection	3 A gG/gN fuse; direct-current solenoid: 2 A (slow blow)
Power consumption	>2.5 VA (continuous operation) max. 47 VA (for 250 ms)
Operation cycles	max. 1200/h
Mechanical life	> 500 000 operations
Locking force F_{max}	1000 N
Impact energy	max. 7 J
Ambient temperature	-20 °C ... +55 °C
Ex marking	⊕ II 2G Ex db eb mb IIC T4 Gb, ⊕ II 2D Ex tb IIIC T100 °C Db IECEX Ex db eb mb IIC T4 Gb, Ex tb IIIC T100 °C Db
Approvals	BVS 10 ATEX E 053 X IECEX BVS 11.0030X 
Weight	442 g

Contact diagram



- positive break
- actuated
- not actuated
- monitoring of the guard-lock to EN ISO 14119

Errors and omissions excepted.